

Canllaw Moodle: Cael Mynediad i Moodle a Mewngofnodi

Ffyrdd i Gael Mynediad i Moodle

1. Ar-lein - gan ddefnyddio unrhyw borwr gwe ar gyfrifiadur neu ddyfais symudol.

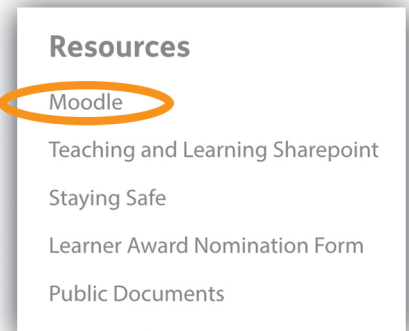
Agorwch porwr gwe megis Google Chrome, Firefox, Safari neu MS Edge.

Teipiwch <https://moodle.adultlearning.wales>

NEU:

Teipiwch www.adultlearning.wales a chliciwch ar y ddolen 'Moodle' ar waelod ochr dde'r dudalen gartref.

Bydd y naill neu'r llall o'r rhain yn mynd â chi i dudalen mewngofnodi Moodle.



Mewngofnodi

Dysgwyr, Tiwtoriaid a Staff

Dewiswch y ddolen o dan y blwch turquoise. Rhowch eich cyfeiriad ebost a chyfrinair AOC/ALW a chlicio ar 'mewngofnodi'.

Os nad oes gennych gyfrif Moodle eto ond os hoffech gael mynediad, cysylltwch â'ch tîm cwricwlwm rhanbarthol neu'r tîm Datblygu Digidol (digital@addysgoedolion.cymru).

Log in using your account on:



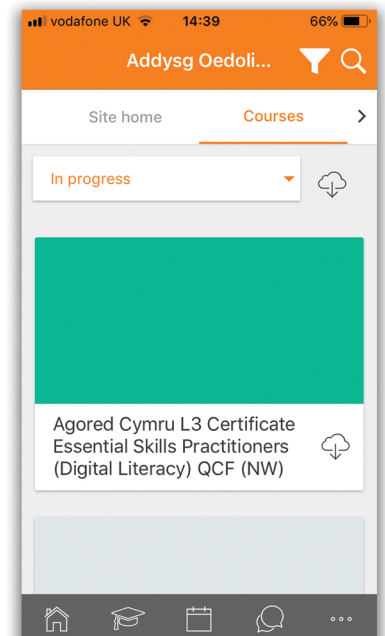

2. Drwy'r app Moodle

Ar eich dyfais symudol dewisol, agorwch yr 'app store' (e.e. Google Play Store, App Store, ac ati).

Yn yr 'app store', chwiliwch am Moodle a lawrlwythwch yr app.

Pan agorir yr ap, mae naidlen yn ymddangos yn gofyn i chi fewngofnodi trwy borwr. Mewngofnodi gan ddefnyddio'ch manylion MS Office ac yna welwch neges 'do you want to open this page in ' Moodle '. Mae tapio 'yes' yn eich anfon yn ôl i'r app Moodle ac mae'r wefan yn agor.

Datblygwyd y canllaw yma gan y tîm Datblygiad Digidol. Am wybodaeth pellach ebostiwch digital@addysgoedolion.cymru



Moodle Guide: Accessing Moodle and Logging In

Ways to Access Moodle

1. Online - using any web browser on a PC or mobile device.

Open a web browser such as Google Chrome, Firefox, Safari or MS Edge.

Type in <https://moodle.adultlearning.wales>

OR:

Type in www.adultlearning.wales and click on the 'Moodle' link at the bottom right hand side of the home page.

Either of these will take you to the Moodle login page.




Logging in

Learners, Tutors and Staff

Select the link below the turquoise box. Enter your AOC|ALW account email address and password and click login.

If you don't yet have a Moodle account but would like to have access, please contact your regional curriculum team or the Digital Development team (digital@adultlearning.wales).



2. Via the Moodle app

On your preferred mobile device, open up the app store (e.g. Google Play Store, App Store, etc.).

In the app store, search for Moodle and download the app.

When the app is opened, a pop-up appears asking you to log in via a browser. Log in using your MS Office login and then the message 'do you want to open this page in 'Moodle'.' will appear. Tapping 'yes' sends you back to the Moodle app and the site opens.

This guide was developed by the Digital Development team. For further information email digital@adultlearning.wales

